

CASE
CONSTRUCTION

CX C-SERIES HYDRAULIC EXCAVATORS

CX75C SR | CX80C MSR

TIER
4 FINAL



CX C-SERIES HYDRAULIC EXCAVATORS

CX75C SR | CX80C MSR

Green Performance:

- Tier 4 Final without DPF
- Low fuel consumption
- Low maintenance costs

High Productivity & Versatility:

- More hydraulic power
- Improved controllability: quick response controls and improved simultaneous movements
- More digging force
- More versatility with 3 boom types
- Superior lifting capacity

Outstanding Comfort for the Operator:

- Great interior space
- More features
- Outstanding visibility
- Convenient storage compartments

Easy Maintenance:

- Ground level access
- Simplified diagnostics
- Easy cab cleaning

Top Level Safety:

- ROPS and FOPS Level II
- Improved visibility



TIER 4 FINAL WITHOUT COMPROMISES

UNIQUE TIER 4 FINAL TECHNOLOGY!

No DPF regeneration with DOC-only solution

Our midis meet Tier 4 Final regulations without the need for a Diesel Particulate Filter (DPF). This means no need for filter regeneration, no fuel used to burn particulate matter and no need to replace an expensive DPF. Emissions are miminised by cutting fuel consumption with an efficient common rail engine and an advanced variable control Cooled Exhaust Gas Recirculation system. Then, a Diesel Oxidation Catalyst (DOC) breaks down the pollutants from the engine found in the exhaust through a chemical process, turning them into less harmful components. The DOC does not need to be replaced; it lasts the whole machine's lifecycle. This system is highly efficient and very simple.



Power is always available...

C-Series mid-size excavators feature a highly reliable 4-cylinder 56 hp Isuzu Motor engine. The turbo-charged system together with the intercooler ensure a prompt and powerful response to loads and contributes to generating more power out of every drop of fuel.

...and fuel is only used when needed!

The standard Auto-Idle system saves fuel and cuts emissions by automatically reducing engine speed (up to 1200 rpm) after 5 seconds of machine inactivity. If this continues for a certain period of time, the idle shut down function detects the continuous low idle condition and automatically stops the engine, further reducing emissions and fuel consumption. Both auto-idle and idle shut down functions can easily be deactivated from the instrument cluster. The multi-stage injection of the electronic common rail engine ensures optimised combustion resulting in great fuel economy, less particulate emissions and lower noise.

Three different working modes (**SP, H, Auto**) add more fuel savings without compromising on performance.

- | | | |
|-----------|----------------------------|--|
| A | AUTO MODE | A-MODE is most appropriate for grading, lifting and precision work. |
| H | HEAVY MODE | H-MODE delivers the best balance between productivity and fuel economy. |
| SP | SPEED PRIORITY MODE | SP-MODE provides extra speed and power for the most demanding jobs that require maximum productivity. |

IT'S ALL ABOUT PRODUCTIVITY

More hydraulic power

The hydraulic system has been optimised to deliver even better manoeuvrability and cycle times up to 7% faster than the B-Series. And increased cycle time are up to 7%. Great hydraulic power is supported by the increased hydraulic oil flow (148 l/min): **+ 9%** vs B-Series.

More digging force

With increased arm breakout force (**+ 3 %**), cycle times are reduced and the job gets done faster.

- **Bucket digging force 56.9 kN**
- **Arm digging force 39.5 kN**

Optimised hydraulics management

The innovative pump transition reduction control is a very accurate system that continuously monitors machine operations and then decreases pump loads whenever possible.

As a result, hydraulic power is available on demand and fuel consumption is minimised.

More working hours without refuelling

120 liter fuel tank: **+20%** vs B-Series = more uptime!
The optional fuel tank refill pump adds to the operator's satisfaction.



Improved blade performance

A longer blade provides increased stability when working on slopes and allows to climb on higher piles. In addition, the blade curve has been redesigned so that mud does not pile on the blade frame.

GREAT VERSATILITY



Boom types for every need

THE OFFSET BOOM:

increases the working area without repositioning the machine.

Comfortable side digging due to excellent view of the bucket or attachment at work. The minimum working distance allows for operations in very tight spaces.

THE MONO BOOM:

can work in only 2920 mm (1630 mm front swing + 1290 mm tail swing). The same mono boom design of larger excavators provides outstanding robustness and reliability.

THE SWING BOOM:

excellent manoeuvrability and maximum reach. The generous swing angles (left 80° ; right 45°) combined with excellent visibility in every direction contribute to increased productivity.

	CX75C SR	CX80C MSR
--	----------	-----------

MONO BOOM	Short Arm	1.69 m	
	Long Arm	2.19 m	
OFFSET BOOM	Short arm	1.75 m	
	Long Arm	2.10 m	
SWING BOOM	Short arm		1.69 m
	Long Arm		2.19 m



SAFETY WITHOUT COMPROMISES

Improved visibility

The large cab with its huge glazed area provides outstanding visibility all round and on to the bucket or attachment allowing easier and safer operations.

The left pillar has been removed and the glazed surfaces on the left side, on the front and on the right side have been dramatically increased.

Outstanding roominess

The CX75C and CX80C have the same cab as larger CASE excavators, which means plenty of room for legs, feet and arms, adjustment options for the seat and control levers, and features usually found on higher category machines.

The joystick lever to travel lever clearance has been increased by **31%**!

- **11% MORE FOOT SPACE**
- **7% WIDER CAB**

Safe cab accessibility

The ergonomic hand rails, together with a wide door and new foot steps on the undercarriage make cab access easy and safe.





Improved safety

The cab of C-Series midis has been completely redesigned, meeting ROPS and FOPS Level II safety standards, and ensuring best-in-class operator protection.

Improved comfort and durability


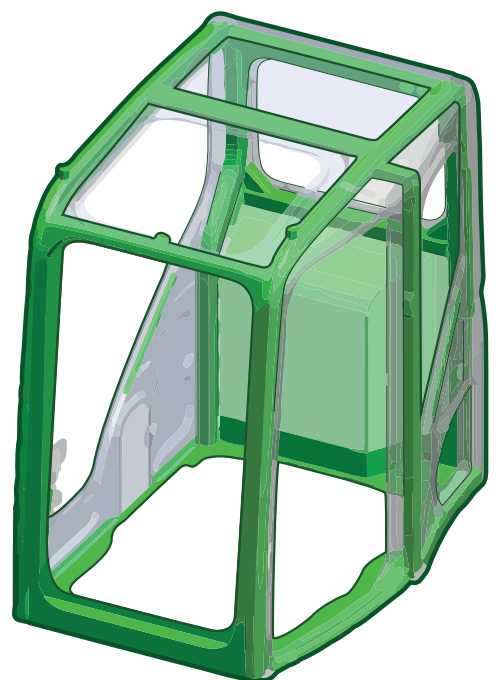
The redesigned cab, is not only safer but also more comfortable and durable. Impacts and vibrations on the cab are effectively absorbed by the 4-point fluid mounting system, providing a pleasant ride and reducing noise levels inside the cab. The structure of the cab has now square section pillars, which contribute to its robustness and durability.

Work safely in tight spaces

The short tail and front swing radius design make C-Series mid size excavators the best solution to work efficiently in confined spaces. The compact design minimises disruption in urban and road jobsites, as well as the possibility of hitting something when swinging the upper structure of the machine.

The smooth and round shape design of the new cab was studied for maximum reliability and functionality.

CX75C SR can work in a space of less than 3 meters wide!



**FLUID SHOCK
ABSORBERS**

OPERATORS DESERVE IT

More features:

The standard full color monitor is conveniently located so that it is easy to read but has minimum impact on front and right side visibility. Every machine is equipped with the efficient automatic A/C, which creates a pleasant climate inside the cab with its 6-vent system combined with a high wind flow of 430 m³/s. The new A/C is not only 20% stronger than the B Series's system, it is also quieter. Proportional controls of the first and second auxiliary circuits can be ordered as optional for maximum controllability and comfort, when the machine is used with hydraulic powered attachments. The rear view camera is another interesting optional feature which provides more safety on the jobsite and reduces operator fatigue.



Full-color 7" LCD cluster: modern look and complete info



Rear view camera: more safety on the jobsite



Automatic A/C: excellent cab climate control

EASY MAINTENANCE

Ground level access:

The hydraulic system, filters, engine and radiators can easily be reached from ground level, allowing intuitive, safe and fast maintenance operations. The whole layout of the machine has been optimised, prioritising simplicity of maintenance. The results are outstanding: a 40% improvement on the SAE serviceability index!

Convenient access from the cab

The A/C internal recirculation filter and the fuse box are now easily accessible from inside the cab.

Simplified diagnostics

The built-in monitor system includes a self diagnosis system that alerts the operator in case of clogged air, oil or hydraulic filters, and gives reminders of due maintenance, preventing damage to the machine .

Long service intervals

Low soot combustion system and no regeneration minimises oil degradation and ensures extended drain intervals.



SiteWatch™



The Science Bit

The Case SiteWatch telematics system uses a high-tech control unit mounted on each machine to collate information from that machine and from GPS satellites. This data is then sent wirelessly through the mobile communication networks to the Case Telematics Web Portal.



SiteWatch: Centralised Fleet Control Benefits At Your Fingertips

Measure your true asset availability and optimise it

- Eliminate the “phantom fleet”: SiteWatch allows to identify spare units or under loaded machines on each site.
- Become able to reallocate units where they are more needed.
- Forward Maintenance Planning is easier since the actualised working hours are always available.
- Extend the benefits of SiteWatch to the rest of your fleet: SiteWatch can be installed on the units of other brands as well.

Challenge your Total Cost of Ownership!

- Being able to compare the fuel usage of different machine types will allow you choose the right equipment.
- Save on transport costs with planned and grouped maintenance tasks.
- Peace of mind, optimised uptime and lower repair costs: with preventive maintenance you can for example be alerted if the engine needs to be serviced and avoid a disruptive breakdown.
- Be able to compare your asset Return On Investment on different sites.
- Your equipment is used only during working hours. You can set up alerts so that you know if it is in use during the weekend or at night.
- Integrate with the programmed maintenance package, so that you can be sure every machine is at the right place at the right time.

More Safety, Lower Insurance Premium

- Keep thieves away: dissuade them from attacking your asset because it is geo-localised. SiteWatch is hidden so that thieves can't find it quickly.
- Your fleet is used only where you decide. You can define a virtual fence and receive an email when a machine exits that perimeter.



CX C-SERIES HYDRAULIC EXCAVATORS

CX75C SR | CX80C MSR

Specifications

Engine

Engine Model _____ ISUZU AP-4LE2X
Rated flywheel horse power (ISO 14396) _____ 41.2 kW at 2000 min⁻¹
Maximum torque (ISO 9249) _____ 193 Nm at 1800 min⁻¹
Emissions level _____ Tier 4 Final / Stage IIIB
Piston displacement _____ 2179 cc

Hydraulic system

Max oil flow _____ 2 x 74 liter/min at 2000 min⁻¹
Working circuit pressure _____
Boom/Arm/Bucket _____ 29.4 MPa
Swing circuit _____ 22.6 MPa
Travel circuit _____ 29.4 MPa
Pilot pump (1 gear pump)
Max. oil flow _____ 18 liter/min
Working circuit pressure _____ 3.9 MPa
Blade pump (1 gear pump)
Max. oil flow _____ 35.4 liter/min at 2000 min⁻¹
Working circuit pressure _____ 23.5 MPa
Maximum swing speed _____ 10.4 min⁻¹
Work mode display _____ (SP, H, Auto)

Performance

Travel speeds (Automatic travel speed shifting)
High _____ 5.1 km/h
Low _____ 3.2 km/h
Boom swing left (CX80C) _____ 80°
Boom swing right (CX80C) _____ 45°
Drawbar pull _____ 59.5 kN
Grade-ability _____ 70% (35°)

Capacities

Fuel tank _____ 120 l
Hydraulic system _____ 96.3 l
Engine oil _____ 11.5 l
Cooling system _____ 12.2 l

Weight and ground pressure

MONOBOOM: With 1.69 m Arm, 0.28 m³ bucket, 450 mm grouser shoe, operator, lubricant, coolant, full fuel tank and top guard OPG level 2.

Operating mass (kg)	Shipping mass (kg)*	Ground pressure (kPa)
8000	7630	36

OFFSET BOOM: With 1.75 m Arm, 0.28 m³ bucket, 450 mm grouser shoe, operator, lubricant, coolant, full fuel tank and top guard OPG level 2.

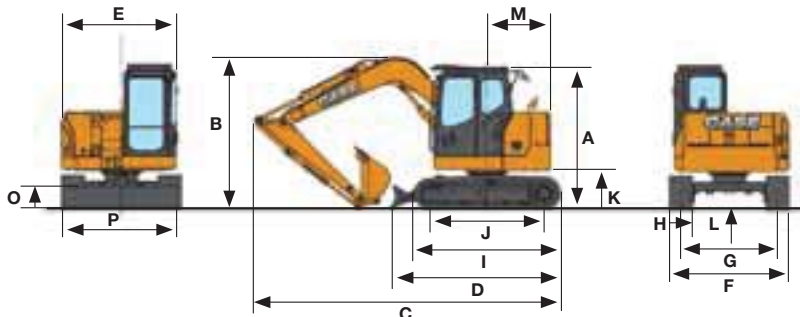
Operating mass (kg)	Shipping mass (kg)*	Ground pressure (kPa)
8360	8010	38

SWING BOOM: With 1.69 m Arm, 0.28 m³ bucket, 450 mm grouser shoe, operator, lubricant, coolant, full fuel tank and top guard OPG level 2.

Operating mass (kg)	Shipping mass (kg)*	Ground pressure (kPa)
8690	8320	39

Operating mass: Operator mass 75kg + 90 % of fuel mass + bucket mass 210 kg)

General dimensions



CX75C SR

	MONOBOOM Arm 1.69 m	MONOBOOM Arm 2.19 m	OFFSET BOOM Arm 1.75 m	OFFSET BOOM Arm 2.10 m
A Cab height	2860 mm	2860 mm	2860 mm	2860 mm
B Overall height (with attachment)	2860 mm	2860 mm	2970 mm	3160 mm
C Overall length (with attachment)	5755 mm	6340 mm	5945 mm	5875 mm
D Overall length (without attachment)	3410 mm	3410 mm	3410 mm	3410 mm
E Upper structure overall width	2270 mm	2270 mm	2270 mm	2270 mm
F Undercarriage overall width	2320 mm	2320 mm	2320 mm	2320 mm
G Track gauge	1870 mm	1870 mm	1870 mm	1870 mm
H Width of standard shoe	450 mm	450 mm	450 mm	450 mm
I Crawler overall length	2845 mm	2845 mm	2845 mm	2845 mm
J Wheel base (Center to center of wheels)	2210 mm	2210 mm	2210 mm	2210 mm
K Clearance height under upper structure	750 mm	750 mm	750 mm	750 mm
L Minimum ground clearance	360 mm	360 mm	360 mm	360 mm
M Swing (rear end) radius	1290 mm	1290 mm	1290 mm	1290 mm
N Min. front swing radius	1630 mm	1970 mm	2130 mm	2360 mm
			1870 mm*	2090 mm*
O Blade height	450 mm	450 mm	450 mm	450 mm
P Blade width	2320 mm	2320 mm	2320 mm	2320 mm

* Offset 0 / Offset max left

CX80C MSR

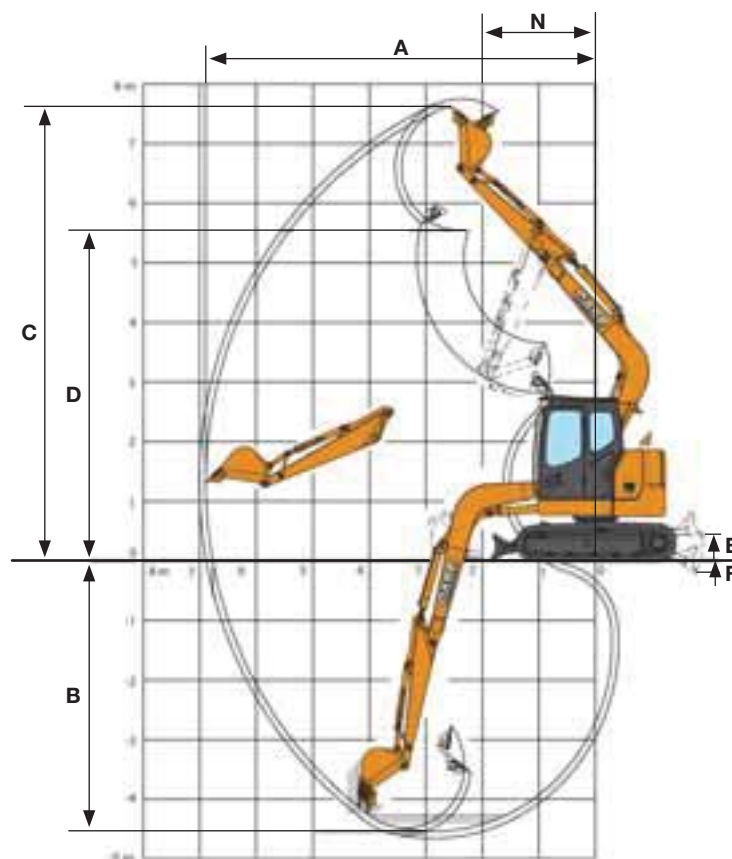
	SWING BOOM Arm 1.69 m	SWING BOOM Arm 2.19 m
A Cab height	2860 mm	2860 mm
B Overall height (with attachment)	2860 mm	2860 mm
C Overall length (with attachment)	6680 mm	6730 mm
D Overall length (without attachment)	3410 mm	3410 mm
E Upper structure overall width	2270 mm	2270 mm
F Undercarriage overall width	2320 mm	2320 mm
G Track gauge	1870 mm	1870 mm
H Width of standard shoe	450 mm	450 mm
I Crawler overall length	2845 mm	2845 mm
J Wheel base (Center to center of wheels)	2210 mm	2210 mm
K Clearance height under upper structure	750 mm	750 mm
L Minimum ground clearance	360 mm	360 mm
M Swing (rear end) radius	1680 mm	1680 mm
N Min. front swing radius	2790 mm	3030 mm
O Blade height	450 mm	450 mm
P Blade width	2320 mm	2320 mm

On all models: 0.28 m³ bucket, 450 mm grouser shoe, operator, lubricant, coolant, full fuel tank and top guard OPG level 2.

CX C-SERIES HYDRAULIC EXCAVATORS

CX75C SR | CX80C MSR

Digging performance



CX75C SR

	MONOBOOM Arm 1.69 m	MONOBOOM Arm 2.19 m	OFFSET BOOM Arm 1.75 m	OFFSET BOOM Arm 2.10 m
Arm digging force	39.5 kN	33.8 kN	39.4 kN	34.7 kN
Bucket digging force	56.9 kN	56.9 kN	56.9 kN	56.9 kN
A Maximum reach	6410 mm	6890 mm	6500 mm	6790 mm
B Max. digging depth	4130 mm	4630 mm	4250 mm	4600 mm
C Max. digging height	7370 mm	7770 mm	7380 mm	7590 mm
D Max. dumping height	5280 mm	5670 mm	5310 mm	5520 mm
E Max dozer blade lift above ground	440 mm	440 mm	440 mm	440 mm
F Max dozer drop below ground	280 mm	280 mm	280 mm	280 mm

CX80C MSR

	SWING BOOM Arm 1.69 m	SWING BOOM Arm 2.19 m
Arm digging force	39.5 kN	33.8 kN
Bucket digging force	56.9 kN	56.9 kN
A Maximum reach	7090 mm	7560 mm
B Max. digging depth	4180 mm	4670 mm
C Max. digging height	6570 mm	6890 mm
D Max. dumping height	4530 mm	4850 mm
E Max dozer blade lift above ground	440 mm	440 mm
F Max dozer drop below ground	280 mm	280 mm

Lifting capacity

Front 360°	REACH									
	1.5 m	3.0 m	4.5 m	6.0 m	At max reach		m			

CX75C SR MONOBOOM 1.69 m arm length, 0.28 m³ bucket, 450G shoes, max reach 6.41 m

4.5 m			1840*	1840 *	1680*	1600			1040*	1040*	5.34
3.0 m	3900*	3900 *	2550*	2550 *	1900*	1540			1020*	920	5.99
1.5 m			3360*	2780	2220*	1450	1620 *	890	1080*	850	6.16
0 m			3670*	2580	2330*	1370			1240*	890	5.91
-1.5 m	3660*	3660 *	3410*	2550	2170*	1350			1620*	1080	5.22
-3.0 m	4000*	4000 *	2410*	2410 *					1540*	1540*	3.94

CX75C SR MONOBOOM 2.19 m arm length, 0.22 m³ bucket, 450G shoes, max reach 6.89 m

4.5 m					1560*	1560*			900*	900*	5.89
3.0 m			2020*	2020 *	1720*	1590	1480 *	950	880*	820	6.48
1.5 m	3080*	2870	2110*	1480	1620*	910			930*	760	6.63
0 m	1830*	1830 *	3660*	2610	2320*	1380	1660 *	870	1050*	780	6.4
-1.5 m	3160*	3160 *	3560*	2530	2260*	1340			1320*	920	5.77
-3.0 m	5080*	5080 *	2860*	2570	1650*	1370			1520*	1310	4.62

CX75C SR OFFSET BOOM 1.75 m arm length, 0.28 m³ bucket, 450G shoes, max reach 6.50 m

4.5 m			1740*	1740 *	1590*	1550*			1410*	1080	5.44
3.0 m			2240*	2240 *	1720*	1490	1420 *	840	1410*	820	6.07
1.5 m			2950*	2560	2010*	1330	1490 *	780	1430*	720	6.24
0 m			3290*	2260	2090*	1200			1450*	740	6.0
-1.5 m	3350*	3350 *	3070*	2220	1960*	1160			1460*	890	5.32
-3.0 m	3590*	3590 *	2220*	2220 *					1450*	1420	4.06

CX75C SR OFFSET BOOM 2.10 m arm length, 0.22 m³ bucket, 450G shoes, max reach 6.79 m

4.5 m			1520*	1520 *	1460*	1460*			1230*	980	5.78
3.0 m			2020*	2020 *	1600*	1530	1360 *	870	1250*	750	6.38
1.5 m			2780*	2650	1940*	1360	1450 *	800	1330*	660	6.54
0 m			3230*	2290	2080*	1210	1470 *	740	1370*	670	6.3
-1.5 m	3060*	3060 *	3150*	2190	2010*	1140			1400*	790	5.66
-3.0 m	4260*	4260 *	2480*	2250					1440*	1180	4.49

CX80C MSR SWING BOOM 1.69 m arm length, 0.28 m³ bucket, 450G shoes, max reach 7.09 m

4.5 m					1680*	1680*			1100*	1100*	5.95
3.0 m					2050*	1860*	1740 *	1150	170*	960	6.65
1.5 m			4720*	3230	2790*	1740	2010 *	1110	1150*	890	6.83
0 m			3760*	3020	3170*	1650	2140 *	1070	1340*	930	6.57
-1.5 m	3290*	3290 *	5410*	3070	3100*	1630			1810*	1110	5.84
-3.0 m			3950*	3150					2100*	1690	4.47

CX80C MSR 2.19 m arm length, 0.22 m³ bucket, 450G shoes, max reach 7.56 m

4.5 m							1370*	1210	940*	940*	6.51
3.0 m					1690*	1690*	1640 *	1180	920*	860	7.14
1.5 m			3950*	3360	2560*	1780	1890 *	1120	980*	800	7.3
0 m			4010*	3060	3100*	1660	2120 *	1070	1120*	830	7.06
-1.5 m	2710*	2710 *	5110*	3040	3160*	1620	2080 *	1060	1450*	960	6.4
-3.0 m	4810*	4810 *	4650*	3120	2650*	1670			1980*	1330	5.18

* Hydraulic capacity 87% / Tipping Capacity 75% / ISO LIFT CAPACITY (CALCULATED BY L079VSI-R1)

Standard Equipment

ENGINE

Tier 4 final (stage III b) isuzu au-4le2x engine
 • 41,2 kw • 2,2 l hydraulics
 Water-cooled, 4-stroke diesel, 4-cylinders in line
 High capacity fuel tank 120 l

TRANSMISSION

Two-speed hydrostatic transmission, with variable displacement axial piston motor and automatic travel speed shifting
 Mechanical disc brakes in oil bath
 Final drive with planetary gear reduction in oil bath

HYDRAULIC SYSTEM

Open-center system, two variable displacement axial piston pumps with regulating system for fast cycles and simultaneous movements + 1 independent gear pump for dozer blade operations
 3 operating modes (auto, heavy, speed priority)

Option

	CX75C SR MONOBOOM	CX75C SR OFFSET BOOM	CX80C MSR SWING BOOM
UPPERCARRIAGE			
Arm 2.2 m (mono boom)	x	N.A.	x
Arm 2.10 m (offset boom)	N.A.	x	N.A.
Front stone guard (opg level 2)	x	x	x
Front mesh guard	x	x	x
UNDERCARRIAGE			
600 mm steel tracks	x	x	x
450 mm rubber link track	x	x	x
OPERATOR STATION			
Rear view camera	x	x	x
Electric refuel pump	x	x	x
Radio fm/am	x	x	x
HYDRAULIC SYSTEM			
Boom and arm safety valve & warning device for safe lifting operations	x	x	x
Bucket or clamshell circuit	x	x	x
Low flow - electrical proportional control	x	N.A.	x
Hammer circuit hydraulic control (Mono boom - pedal control)	x	N.A.	x
Hammer circuit electrical proportional control (Mono boom - joystick control)	x	N.A.	x
Hammer/high flow circuit electrical proportional control (Mono boom - bi directional oil flow)	x	N.A.	x
Hammer circuit hydraulic control (Offset boom - pedal control)	N.A.	x	N.A.
Hammer circuit electrical proportional control (Offset boom - joystick control)	N.A.	x	N.A.
Double act circuit electrical proportional control (Offset boom - bi directional oil flow)	N.A.	x	N.A.

Standard and optional equipment shown can vary by country.

Worldwide Case Construction Equipment Contact Information

EUROPE:

via Plava, 80
 10135 TORINO - ITALIA

AFRICA/MIDDLE EAST/CIS:

Riva Paradiso 14
 6902 Paradiso - SWITZERLAND

NORTH AMERICA/MEXICO:

700 State Street
 Racine, WI 53404 U.S.A.

LATIN AMERICA:

Av. General David Sarnoff 2237
 32210 - 900 Contagem - MG
 Belo Horizonte BRAZIL

ASIA PACIFIC:

Unit 1 - 1 Foundation Place - Prospect
 New South Wales - 2148 AUSTRALIA

CHINA:

No. 29, Industrial Premises, No. 376.
 De Bao Road, Waigaoqiao Ftz, Pudong,
 SHANGHAI, 200131, P.R.C.

CASE Construction Equipment

CNH UK Ltd
 Unit 4, Hayfield Lane Business Park,
 Field Lane, Auckley, Doncaster,
 DN9 3FL
 Tel. 00800-2273-7373
 Fax +44 1302 802829



CASE Customer Assistance
00800-2273-7373

The call is free from a land line. Check in advance with your Mobile Operator if you will be charged.



NOTE: Standard and optional fittings can vary according to the demands and specific regulations of each country. The illustrations may include optional rather than standard fittings - consult your Case dealer. Furthermore, CNH reserves the right to modify machine specifications without incurring any obligation relating to such changes.

Conforms to directive 98/37/CE

